

160 Turnpike Road, Chelmsford MA



MUSIC Elements

May 2025


performances

Student Performances

Two of our vocal students performed in **Billerica Memorial High School's** production of **Hadestown! Isabella Stevens**, a piano student of John and a vocal student of Tinson, played Eurydice, and Matthew Kenney, a vocal student of Tinson, played Hades. The shows took place on **Thursday, May 1** and **Friday, May 2 at 7:30pm**, as well as two additional shows at **1:30pm and 7:30pm** on **Saturday, May 3**. All shows were held at BMHS (35 River St, Billerica, MA).



160 Turnpike Road, Chelmsford MA



performances


Student Performances

One of our vocal students, **Robin Gordon**, was in the tech crew for Nashoba Technical High School's production of **James and the Giant Peach!** They were the assistant costume director for the play, which took place on **Thursday, May 8th at 7:00pm, Friday, May 9th at 7:00pm, and Saturday, May 10th, at 1:00pm and 7:00pm.**

Congratulations to Robin!



160 Turnpike Road, Chelmsford MA





JAM SESSION

COME SING OR JAM WITH US THE 3RD THURSDAY OF EVERY MONTH - ALL AGES WELCOME.

7-8:00pm

UPCOMING DATES:

MAY 15TH
JUNE 19TH
JULY 17TH
AUGUST 2ND



\$5

Location:

Music Elements School of Music
160 Turnpike Rd

To register - melissa@music-elements.com
978-221-5641

Jam with us!

Bring your instrument-- or your voice-- and join a jam session with us! Sessions will take place on the **second Thursday of every month, 7:00-8:30pm**. This month's meeting will take place on **May 15th**! All ages are welcome! Tickets are \$5; email melissa@music-elements.com or call 978-221-5641.

events

Happy Birthday!

Isabella Stevens, Madeleine Murphy, Ally Surapaneni,

Michael Schneller, Mia Troncoso, Connor Ready,

Logan Lubin, Aiden Finkel, Mary McConnell, Peyton

Redner-Danzig, and Devi Venugopal

Music Elements will be **closed** on **Monday, May 26th**
for Memorial Day.

We hope that all moms had a wonderful Mother's Day!!

160 Turnpike Road, Chelmsford MA




Teacher Shoutout

Aleah Peffer



This month's teacher shout-out goes to Aleah, one of our violin teachers! Aleah has been playing the violin since she was five years old. She is certified in the Suzuki Every Child Can! teacher training and is in the process of completing further Suzuki teacher certifications. Though she specializes in the Suzuki method, Aleah strives to help every student find joy through music and will adapt her curriculum to the unique goals of any learner. Aleah lives in Washington, D.C. and teaches violin and viola remotely with Music Elements.

160 Turnpike Road, Chelmsford MA



recipe of the month


Mochi Brownies

These intensely rich brownies have a tender crumb and a slight chew that sets them apart from other brownies-- give them a try!



See next page for directions!

160 Turnpike Road, Chelmsford MA



Ingredients:

Yields: 16 brownies

- *Nonstick cooking spray*
- *½ cup unsalted butter (1 stick), sliced into ½-inch pieces*
- *1¼ cup semisweet chocolate chips, plus more for topping*
- *1 cup granulated sugar*
- *3 large eggs*
- *1 cup mochiko (sweet rice flour), such as Blue Star brand*



Directions:

1. Spray an 8-inch square cake pan with nonstick spray and line with parchment paper. Heat oven to 350 degrees.
2. To a large microwave-proof bowl, add the butter and chocolate and microwave on high for 1 minute. Give it a quick stir and microwave for another 15 seconds. Stir well until the chocolate is all melted and well combined with the butter.
3. To the chocolate and butter, add the sugar and stir well until combined. Add the eggs and stir (or use a whisk but a wooden spoon or flexible spatula is fine) until the eggs are completely combined. Lastly, add the mochiko and stir until you have a thick batter. Pour into the prepared pan, then tap it against the counter to get rid of any air bubbles. Scatter with a few more chocolate chips.
4. Place in the oven and bake until the center is dry to the touch but with a slight wobble when you press it, about 30 minutes. Cool completely in the pan on a wire rack. Use the parchment paper to slide the cooled mochi brownie out of the pan and allow to cool completely, 1 to 1 ½ hours. Cut the brownie into 16 pieces. (Mochi brownies can be stored in an airtight container at room temperature for up to 3 days or frozen for 3 months. To reheat from frozen, microwave for 30 seconds or longer until warm.)

Apple Blossom Festival

Westford's annual Apple Blossom festival is coming up! There are two main events:

- There will be a **parade** taking place at **10am** on **Saturday, May 17th** at the **Westford Common**. Bring a bag if you'd like to collect candy!
- The **Apple Blossom Carnival** will be held in the Abbot Elementary School parking lot from **Wednesday, May 14th to Sunday, May 18th**. Tickets can be bought at fiestashows.com or directly at the carnival!

From Austria With Love

One of our students will be performing in this concert dedicated to masterworks by Mozart and Schubert! It will take place at:

- **Friday, May 16 at 8:00pm** at the Saint Irene Church (187 East St, Carlisle, MA).



local activities + events

160 Turnpike Road, Chelmsford MA



thanks for reading!

Best wishes from our teachers and staff: Aleah, Anita, Bill Lauzon, Bill West, Carson, Dan, Elizabeth, John, Joseph, Judie, Justin, Lekha, Madison, Marian, Melissa, Michaela, Navarre, Nicoletta, Peter, Regina, Tinson, and Tyler!

Want to be featured in the newsletter? Email madison@music-elements.com or fill out the form in the waiting room!

"If you learn music, you'll learn history. If you learn music, you'll learn mathematics. If you learn music, you'll learn most all there is to learn."

Edgar Cayce reading 3053-3



160 Turnpike Road, Chelmsford MA